

Dimensions

Height	1 300mm
Width	2 800mm
Length	1 750mm
Chamber Opening (WxL)	2 330 x 1 200mm
Maximum Throughput	200m ³ /hr
Compaction density	Up to 300kg/ m ³ (cardboard)
Auger Diameter	800-500mm
Power Supply	415V 3-phase

Performance

Motor	15kW x2
Auger Speed	19.5rpm
Weight	2550kg


Features

- High compaction force optimising transport payloads
- Suitable for a range of waste material
- Easy & safe to operate
- Robust design & build - engineered for long life and optimum performance
- Hour meter, full signal & 80% full signal included
- Built in power pack for security and safety of personnel
- Bin-away switch

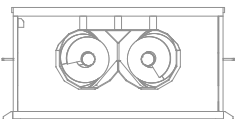
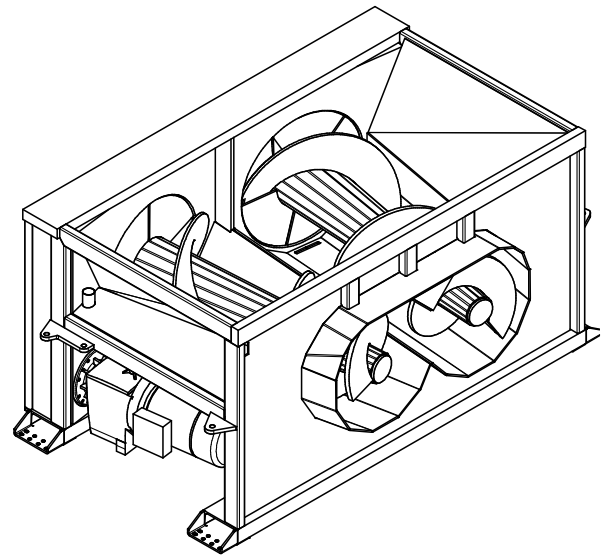
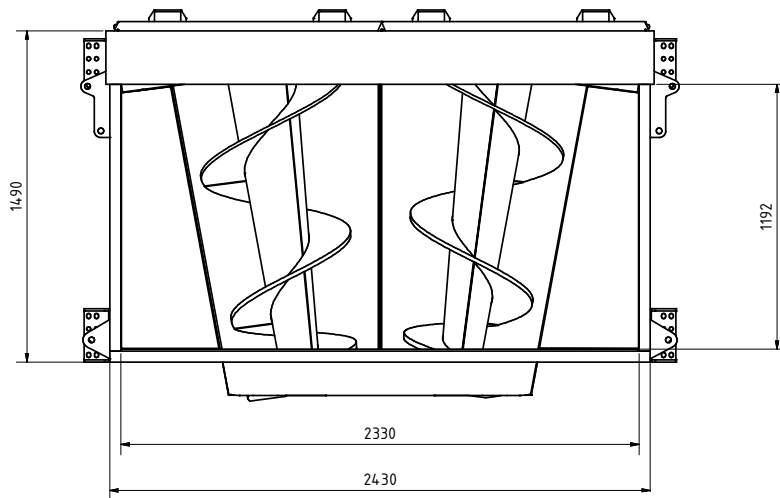
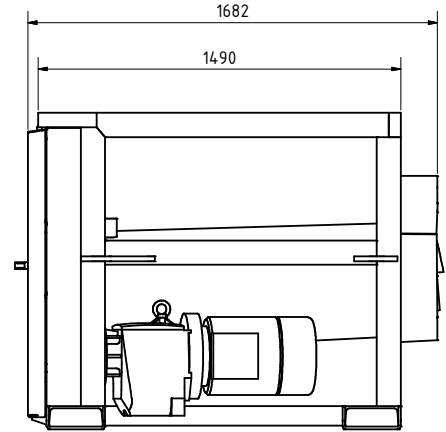
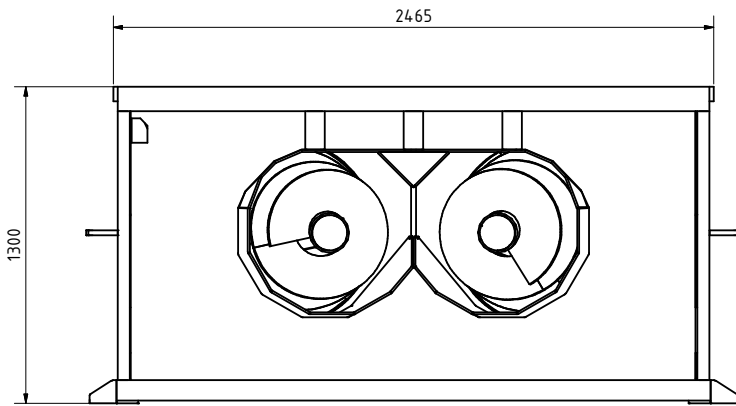
Optional Extras

- "Whirler" feeder
- Heavy duty cardboard feeders
- Wood crusher feeders
- Custom feed hopper
- Wall chutes
- Infeed conveyor
- Material pre-shredder
- Bin tipper for in-feed
- Remote notifications and troubleshooting

[More product info on our website >>](#)



Dimensions and technical information without obligation. Subject to change.



Size Comparison



Compaction Ratio
Up to 6:1



Motor
15kW x 2



Waste Types
General Waste,
Cardboard, Pallets,
furniture Timbers

